

Parent Guide

How can I use this with my children?

Use this craft as part of a space-themed day, activity week or as a one-off fun activity.

How does this help my children's learning?

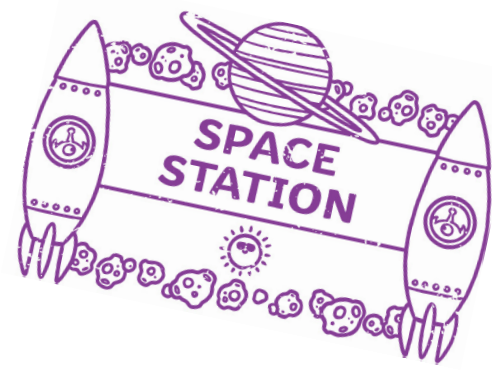
You can use this craft as an opportunity to talk about space, planets and stars. It also gives your child the opportunity to think creatively, follow instructions and to have sensory play.

Ideas for further learning:

Can your child copy pictures of real planets? Can they choose colours to use or add details once their craft is dry?



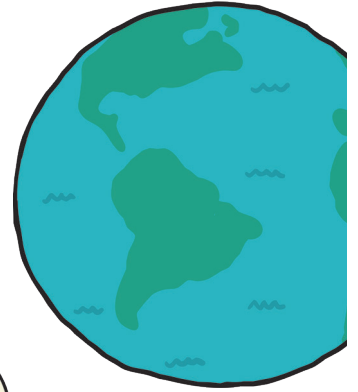


Shaving Foam Marbled Planets



You will need:


- high-edged tray or baking sheet
- shaving foam
- knife
- pipette or teaspoon
- food colouring or liquid watercolour paint
- skewer or chopstick
- thick white paper (card or watercolour paper is recommended)
- ruler
- plate or bowl
- pencil
- scissors



Instructions:

1. Cover a tray with a thick layer of shaving foam, using the knife to spread evenly.
2. Using the pipette, carefully drop the food colouring onto the shaving foam in several places. If you don't have a pipette, you could carefully use a teaspoon. This works well with one colour or several.
3. Create a design by moving a skewer, or chopstick, through the colouring, to make different lines and patterns.
4. When you have achieved the design you want, place the paper on top and press down lightly all over.


5. Lift the paper up and use a ruler to scrape off the excess shaving cream and reveal the design that's left.
6. Once dry, use a plate or bowl to draw a circle shape onto your design. Cut carefully around the edge to finish off your marbled planet.




We hope the information on our website and resource is useful. However, some ingredients and/or materials used might cause allergic reactions, so if you have any concerns about your own or somebody else's health or wellbeing, always speak to a qualified health professional. Remember, activities listed within the resource should always be supervised by an appropriate adult.

If you enjoyed this resource, why not try...

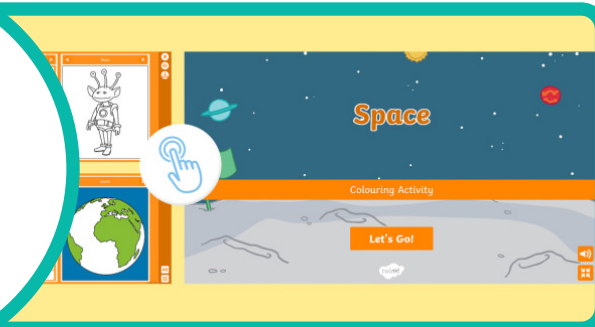
The Girl Who
Went To Space
Animation
Story



The Planets
Colouring
Pages



Space-
Themed
Interactive
Colouring
Game



Split Pin
Astronaut



If you need us, just get in touch -
contact twinklcares@twinkl.co.uk
visit [twinkl.com/parents](https://www.twinkl.com/parents)

twinkl

Explore and Discover More