

# Using Commas to Separate Items in a List

An informative PowerPoint about using commas



# What is a comma?

A comma looks like this




It is a type of punctuation mark that tells us to take a short pause when we are reading.

The pause is not as long as with a full stop.

# Using Commas

A comma can be used to change the meaning of a sentence or to separate items in a list.

Today we will look at how commas are used to separate items in a list.



# Commas in Lists

Look at this sentence:

**The fruit is healthy and bright and delicious.**



**What is wrong with using 'and' between each item in the list?**




# Using Commas

We have now improved our sentence by only using one 'and'. Now we need to separate the other items in our list to avoid confusion. This is where commas come in handy!


**The house was large and crooked and ancient.**

A comma is put between each item in the list, but the last two items always have 'and' between them and no comma.

**Here are some other examples of how to use commas in a list.**



**The cockerel's feathers were brown, green, orange and blue.**



**The road was busy, noisy and full of activity.**