






Tell the Time Treasure Hunt Instructions

1. Teacher to hide cards around classroom (or outdoors) that have times and letters on.
2. Children to find the cards and write the answer on their treasure hunt sheet.
3. The first team to find the times and letters in the correct order, wins!
4. What does your treasure hunt spell?





Tell the Time Treasure

Unit 1

| Clock time | What time is it? | Letter |
|---|------------------|--------|
| <p>1.</p>  | | |
| <p>2.</p>  | | |
| <p>3.</p>  | | |
| <p>4.</p>  | | |
| <p>5.</p>  | | |

Tell the Time Treasure

Unit 1

| Clock time | What time is it? | Letter |
|---|------------------|--------|
| <p>6.</p>  | | |
| <p>7.</p>  | | |
| <p>8.</p>  | | |
| <p>9.</p>  | | |

Tell the Time Treasure Hunt

Answers

| Questio | What time is it? | Letter |
|---------|------------------|--------|
| 1. | Half past 2 | W |
| 2. | 4 o'clock | O |
| 3. | Half past 8 | N |
| 4. | 11 o'clock | D |
| 5. | Half past 1 | E |
| 6. | 9 o'clock | R |
| 7. | 10 o'clock | F |
| 8. | Half past 12 | U |
| 9. | Half past 3 | L |