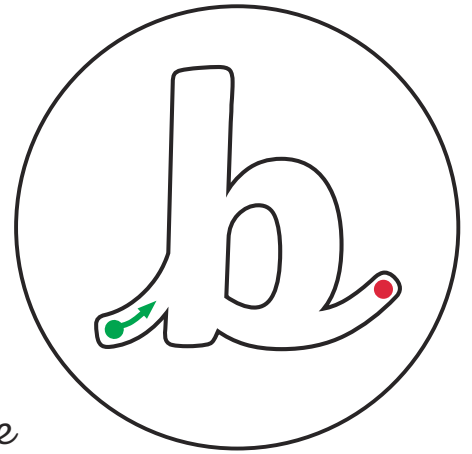










The Letter 'b'

Whoosh in and up tall and back down. Then halfway up and all the way round. Add a lead at the end so **b** can join onto a friend.



Find the letter **b** in the words below and draw a circle around them. Using your finger, draw the letter **b** in the air.

			
book	boat	sob	crab
			
globe	robot	baby	boil

Now carefully write out six lines of the letter 'b'.

Handwriting practice lines for the letter 'b'. The first two rows show cursive 'b' with stroke guides. The next three rows show the letter 'b' in a simple, bold font for tracing. The final row shows the letter 'b' in a simple, bold font for independent writing.