



Spelling, Punctuation and Grammar

Writing a Sentence

Writing a Sentence





Title

Introductory Activity

Independent Focused Activity

Review Activity

Consolidation Activity


Assessment

Aim

- I can make a sentence by linking words together.
- I can use finger spaces to separate words.

Success Criteria

- I can tell you what a sentence is.
- I can order words to make a sentence.
- I can use a capital letter and full stop to write a sentence.
- I can use finger spaces between words.
- I can write my own sentence and check it makes sense.



Introductory Activity

Linking Words



Read these words:

children went the park to

We can combine these words so they make sense and mean something, like this:

The children went to the park.

This is called a **sentence**.



Linking Words



The children went to the park.

What can you notice about the start and end of the sentence?

There is always a **capital letter** at the start of a sentence and a **full stop** at the end.

The words in a sentence need to have **finger spaces** between them so the sentence can be easily read.



Linking Words



Can you make a sentence using these words?

asked My to mum help. me

--	--	--	--	--	--

Linking Words



Can you make a sentence using these words?

out went Tim play. to

--	--	--	--	--

Linking Words



Can you make a sentence using these words?

ride I like bike. my to

--	--	--	--	--	--

Linking Words




What is wrong with this sentence?


MydogiscalledBertie.

There are no spaces
between the words!

My dog is called Bertie.

Now the sentence is much easier to read.
We can tell where one word ends and
another one starts.





Independent Focused Activity

Making a Sentence



You are going to work on your own to make some super sentences.

Remember:

A sentence should make sense.

A sentence has a capital letter at the beginning and a full stop at the end.

The words in a sentence need to have finger spaces between them.

Making a Sentence

I can order words to make a sentence.
I can use finger spaces between words.

1. Write the words in the right order to make a sentence. Remember to use finger spaces between the words.



1) sing like I can _____

2) play the with toys _____

3) look and this Come let _____

4) eat made I with cake it _____

Remember to use finger spaces between the words.



Review Activity

Write a Sentence Card Game



Take turns to turn over a **who** card and a **what** card.

Use the cards to help you write a sentence on your whiteboards using the checklist on the **Writing a Sentence Display Poster**.

Swap whiteboards and check your partner has written a correct sentence.



A vibrant cartoon illustration of a landscape. A blue river flows horizontally across the middle. Above the river is a yellow path with several green, star-shaped plants and grey rocks. Below the river is a yellow field with brown footprints leading from the river towards the bottom. In the bottom left, there is a large brown rock with white seeds and a grey rock. In the bottom right, there are several green bushes. The text 'Consolidation Activity' is written in a large, bold, black font across the middle of the image.

Consolidation Activity


Get It Right!



Being able to write a sentence correctly is very important.

Can you remember what you need to do to get it right?

You are going to work on your own to re-write the sentences on your **Get It Right! Activity Sheet** so that they are correct.



Get It Right!

I can order words to make a sentence.
I can use a capital letter and full stop when writing a sentence.

1. Lucy has forgotten how to write a sentence. Can you help her to write the sentences again so they are correct?

a) the cat is sleeping _____

b) i have to shopping go _____

c) don will the drinks get _____

d) go back and up it pick _____

e) lots of friends I have _____

Challenge

2. Now write your own sentence to describe this picture.



twinkl planit twinkl planit

Assessment



Look and Write



Take turns to perform a short action.



Watch carefully and write a sentence to describe what you see.



Check your sentence is correct with your teacher.

Writing a Sentence



Use all of the information you have learnt and practised about writing a sentence.

Work on your own to complete the **Application Activity**.



Writing a Sentence

I can tell you what a sentence is.
I can use a capital letter and full stop when writing a sentence.
I can use finger spaces between words.
I can write my own sentence and check it makes sense.

1. Draw lines to finish the sentences.

A sentence starts with a _____ full stop.
A sentence ends with a _____ make sense.
A sentence should _____ capital letter.

2. Make these sentences correct:

- a) i want to play with Tom _____
- b) my dog is on the bed _____

3. Write a sentence to describe this picture:



Aim

- I can make a sentence by linking words together.
- I can use finger spaces to separate words.

Success Criteria

- I can tell you what a sentence is.
- I can order words to make a sentence.
- I can use a capital letter and full stop to write a sentence.
- I can use finger spaces between words.
- I can write my own sentence and check it makes sense.

