

Name: _____ Date: _____



Can you match the correct tooth with its description?



molars



incisors

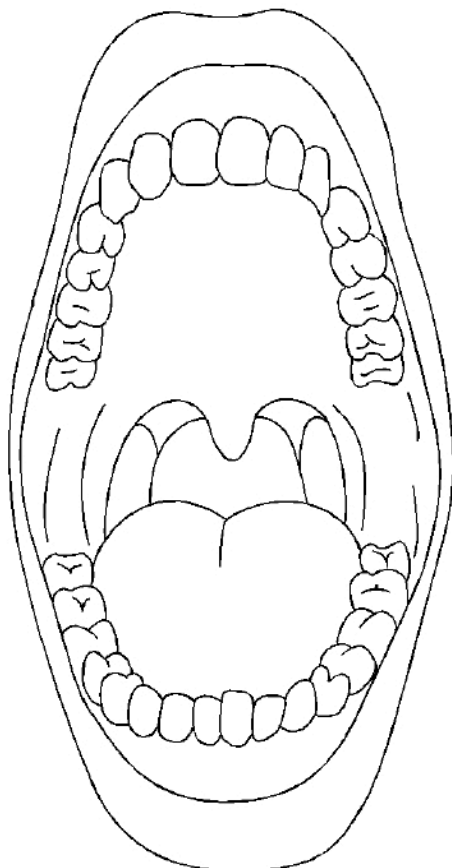


canines

These teeth are used for ripping and tearing food.

These teeth are used for chewing and grinding food.

These teeth are used for cutting and biting food.




Can you spot the incisors, canines and molars in this diagram?

Colour the **incisors** RED.

Colour the **canines** BLUE.

Colour the **molars** GREEN.



Name: _____ Date: _____



Can you describe what each of these different types of teeth are used for?

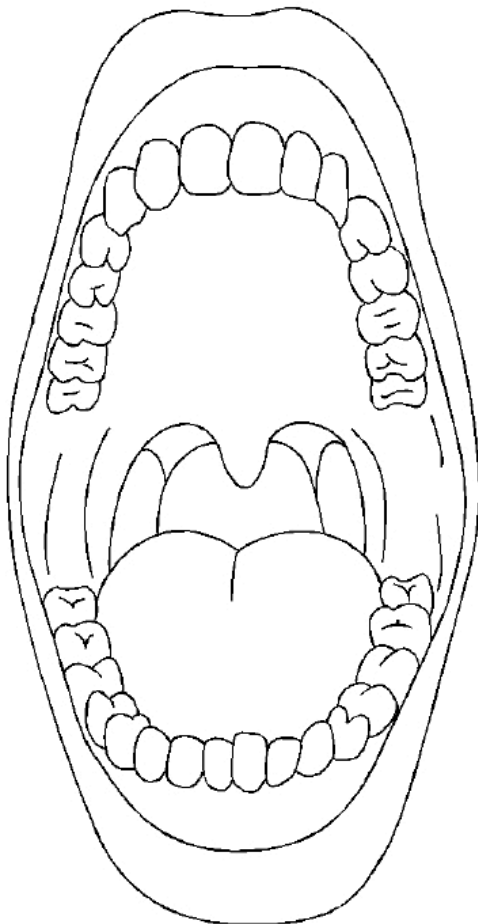
INCISORS:



CANINES:



MOLARS:




Can you spot the incisors, canines and molars in this diagram?

Colour the **incisors** RED.

Colour the **canines** BLUE.

Colour the **molars** GREEN.



Name: _____ Date: _____

Our Teeth

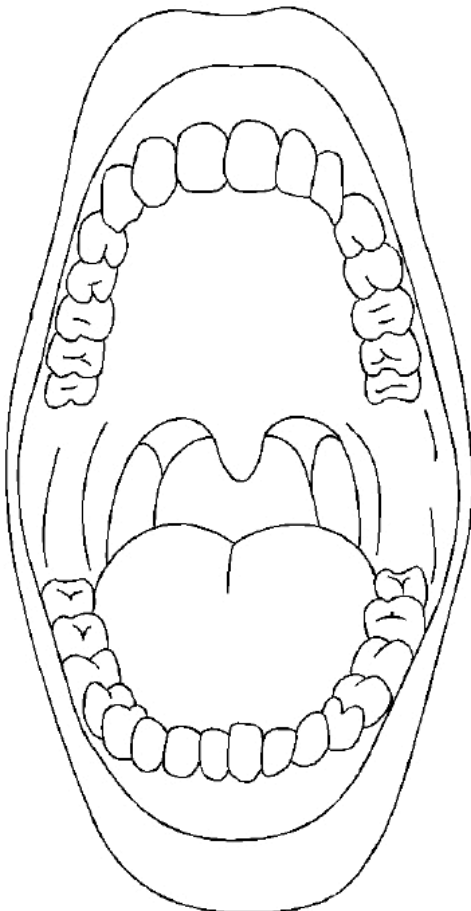
We need teeth to help us _____. We have two sets of teeth in our lifetimes. Children have _____ milk teeth and adults have _____ permanent teeth. We have different types of teeth and each type of tooth has a different _____. _____ are at the front of our _____ and are used for _____ and biting food. _____ are used for _____ and tearing food. _____ are at the _____ of our mouths and are used for chewing and _____ food.

mouths
eat
Incisors

back
twenty
cutting

Canines
purpose
thirty two

grinding
ripping
Molars




Can you spot the incisors, canines and molars in this diagram?

Colour the **incisors** RED.

Colour the **canines** BLUE.

Colour the **molars** GREEN.



Name: _____ Date: _____



Use a mirror to have a careful look at your teeth. Draw a diagram of your mouth below, making sure you include any gaps where your milk teeth have fallen out!

My teeth:

How many incisors do you have?


How many canines do you have?

How many molars do you have?

Name: _____ Date: _____



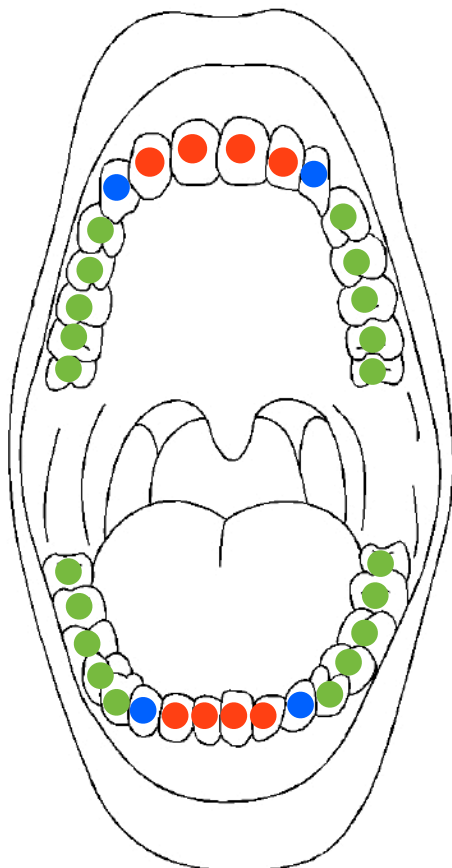
Can you match the correct tooth with its description?



These teeth are used for ripping and tearing food.

These teeth are used for chewing and grinding food.

These teeth are used for cutting and biting food.




Can you spot the incisors, canines and molars in this diagram?

Colour the **incisors** RED.

Colour the **canines** BLUE.

Colour the **molars** GREEN.



Name: _____ Date: _____



Can you describe what each of these different types of teeth are used for?

INCISORS:

Incisors are used for ripping and tearing food.



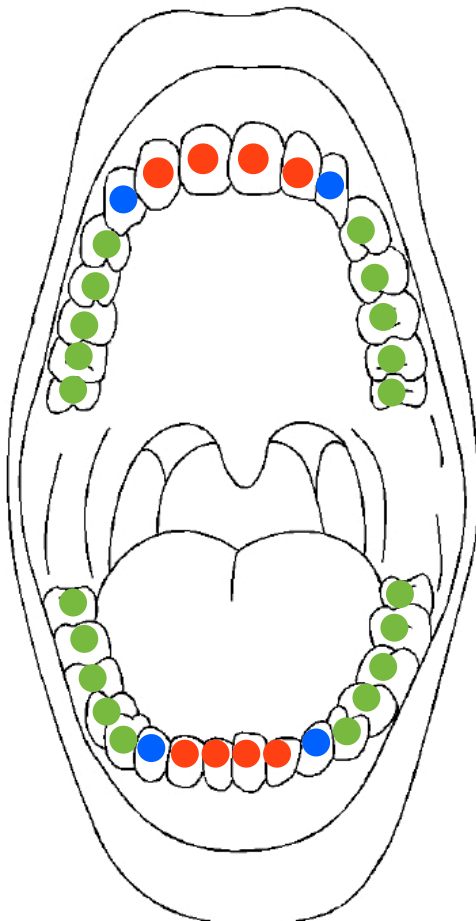
CANINES:

Canines are used for cutting and biting food.



MOLARS:

Molars are used for chewing and grinding food.




Can you spot the incisors, canines and molars in this diagram?

Colour the **incisors** RED.

Colour the **canines** BLUE.

Colour the **molars** GREEN.



Name: _____ Date: _____

Our Teeth

We need teeth to help us eat. We have two sets of teeth in our lifetimes. Children have twenty milk teeth and adults have thirty two permanent teeth. We have different types of teeth and each type of tooth has a different purpose. Incisors are at the front of our mouths and are used for cutting and biting food. Canines are used for ripping and tearing food. Molars are at the back of our mouths and are used for chewing and grinding food.

mouths

back

Canines

grinding

eat

twenty

purpose

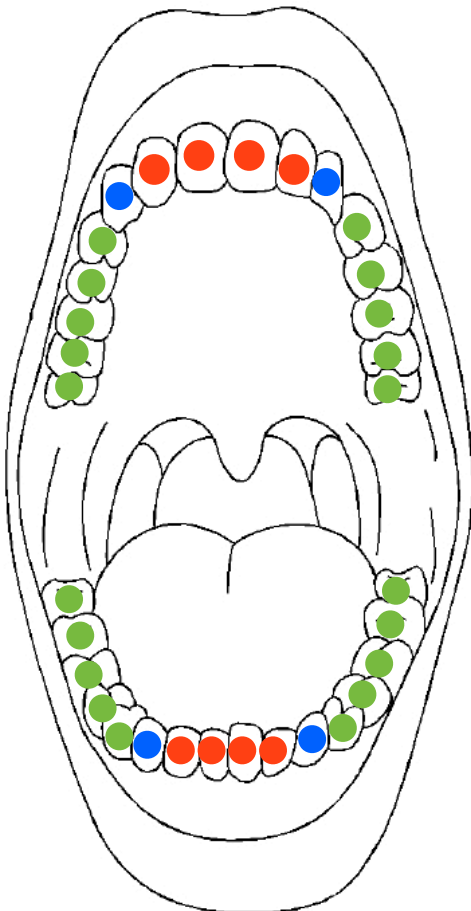
ripping

Incisors

cutting

thirty two

Molars



Can you spot the incisors, canines and molars in this diagram?

Colour the **incisors** RED.

Colour the **canines** BLUE.

Colour the **molars** GREEN.

